













APPLICATION	DISC FILTERS		SCREEN FILTERS	
	WITH VALVES	WITHOUT VALVES	WITH VALVES	WITHOUT VALVES
COMMERCIAL High Flow: 11 to 35 GPM	 KIT WITH 1 1/2" CONTROL VALVE (1 1/2" FPT Inlet x 1 1/2" MPT Outlet) LVCZ-150HP	 KIT WITH NO CONTROL VALVE (1 1/2" MPT Inlet x 1 1/2" MPT Outlet) LVCZ-150HP-NV	 KIT WITH 1 1/2" CONTROL VALVE (1 1/2" FPT Inlet x 1 1/2" MPT Outlet) LVCZSF-150HP	 KIT WITH NO CONTROL VALVE (1 1/2" MPT Inlet x 1 1/2" MPT Outlet) LVCZSF-150HP-NV
RESIDENTIAL & COMMERCIAL High Flow: 4.5 to 17.6 GPM	 HIGH FLOW KIT WITH 1" CONTROL VALVE (1" FPT Inlet x 3/4" MPT Outlet) LVCZ10075-HFHP	 HIGH FLOW KIT WITH NO CONTROL VALVE (3/4" MPT Inlet x 3/4" MPT Outlet) LVCZNV10075-HFHP	 HIGH FLOW KIT WITH 1" CONTROL VALVE (1" FPT Inlet x 3/4" MPT Outlet) LVCZSF10075-HFHP	 HIGH FLOW KIT WITH NO CONTROL VALVE (3/4" MPT Inlet x 3/4" MPT Outlet) LVCZNVSF10075-HFHP
RESIDENTIAL & COMMERCIAL Low Flow: 0.25 to 4.4 GPM	 LOW FLOW KIT WITH 1" CONTROL VALVE (1" FPT Inlet x 3/4" FPT Outlet) LVCZS8010075-LF	 LOW FLOW KIT WITH NO CONTROL VALVE (3/4" MPT Inlet x 3/4" FPT Outlet) LVCZNV10075-LF	 LOW FLOW KIT WITH 1" CONTROL VALVE (1" FPT Inlet x 3/4" FPT Outlet) LVCZS80SF10075-LF	 LOW FLOW KIT WITH NO CONTROL VALVE (3/4" MPT Inlet x 3/4" FPT Outlet) LVCZNVSF10075-LF

DIMENSIONS & WEIGHT - DISC & SCREEN FILTERS

	LOW VOLUME WITH VALVE		LOW VOLUME NO VALVE		HIGH VOLUME WITH VALVE		HIGH VOLUME NO VALVE		HIGH VOLUME 1 1/2" WITH VALVE		HIGH VOLUME 1 1/2" NO VALVE	
	DISC	SCREEN	DISC	SCREEN	DISC	SCREEN	DISC	SCREEN	DISC	SCREEN	DISC	SCREEN
LENGTH	12 1/2"	11 1/2"	9"	8"	12 1/2"	12"	9"	8"	21 1/2"	21"	15"	14 1/2"
HEIGHT	5"	5 3/8"	5"	6 3/8"	5"	6 3/8"	5"	6 3/8"	10 1/4"	9 1/2"	9 1/2"	9 1/2"
WIDTH	3 7/8"	3 7/8"	3 7/8"	3 7/8"	3 7/8"	3 7/8"	3 7/8"	3 7/8"	3 7/8"	3 7/8"	3 7/8"	3 7/8"
WEIGHT	1.75 lbs.	1.25 lbs.	.90 lbs.	.50 lbs.	1.90 lbs.	1.50 lbs.	1.05 lbs.	.50 lbs.	5.3 lbs.	5.3 lbs.	3.3 lbs.	3.3 lbs.

FLOW RATE VS. PRESSURE LOSS

APPLICATION	FLOW RATE (GPM)	DISC FILTERS		SCREEN FILTERS	
		WITH VALVE	WITHOUT VALVE	WITH VALVE	WITHOUT VALVE
MINIMUM INLET PRESSURE (psi) TO ACHIEVE REGULATED OUTLET PRESSURE					
COMMERCIAL High Flow: 11 to 35 GPM (57 psi Output)	10	64.4	61.4	64.4	61.4
	13	65.1	62.0	64.8	61.7
	17	65.6	62.3	65.4	62.1
	22	66.6	63.1	65.9	62.4
	26	68.3	63.7	66.6	63.0
	31	68.5	64.7	67.5	63.9
	35	70.0	66.3	68.9	65.2
RESIDENTIAL AND COMMERCIAL High Flow: 4.5 to 17.6 GPM (57 psi Output)	5	64.2	61.4	63.7	60.9
	10	68.0	64.5	65.7	62.2
	13	70.8	67.2	67.7	64.1
	17	75.2	71.3	69.7	65.8
RESIDENTIAL AND COMMERCIAL Low Flow: 0.25 to 4.4 GPM (42 psi Output)	1	47.0	45.1	46.9	45.0
	2	47.3	45.3	47.1	45.1
	3	47.8	45.5	47.5	45.2
	4	48.2	45.7	47.9	45.4
	5	48.8	46.0	48.3	45.5

*Example: See highlighted - for a residential and commercial high flow kit with valve and screen filter at 10 GPM, input required = 65.7 psi for constant output of 57 psi (implied head loss = 8.7 psi)

ORDERING INFORMATION

DESCRIPTION	QTY	DISC FILTER MODEL NUMBER	SCREEN FILTER MODEL NUMBER
1" VALVE WITH 3/4" LOW FLOW REGULATOR WITH 3/4" FILTER	1	LVCZS8010075-LF	LVCZS80SF10075-LF
	6	LVCZS8010075-LF-B	LVCZS80SF10075-LF-B
1" VALVE WITH 3/4" HIGH FLOW REGULATOR WITH 3/4" FILTER	1	LVCZ10075-HFHP	LVCZSF10075-HFHP
	6	LVCZ10075-HFHP-B	LVCZSF10075-HFHP-B
1 1/2" VALVE WITH 1 1/2" HIGH FLOW REGULATOR WITH 1 1/2" FILTER	1	LVCZ-150HP	LVCZSF-150HP
3/4" LOW FLOW REGULATOR WITH 3/4" FILTER, NO VALVE	1	LVCZNV10075-LF	LVCZNVSF10075-LF
	10	LVCZNV10075-LF-B	LVCZNVSF10075-LF-B
3/4" HIGH FLOW REGULATOR WITH 3/4" FILTER, NO VALVE	1	LVCZNV10075-HFHP	LVCZNVSF10075-HFHP
	10	LVCZNV10075-HFHP-B	LVCZNVSF10075-HFHP-B
1 1/2" HIGH FLOW REGULATOR WITH 1 1/2" FILTER, NO VALVE	1	LVCZ-150HP-NV	LVCZSF-150HP-NV



NETAFIM USA
CS 888 638 2346
www.netafimusa.com